

Imagine Language & Literacy Usage Drives Success for Grades 3–5 Students in Oklahoma

OVERVIEW

In the 2021–2022 academic year, a school district in Oklahoma used Imagine Language & Literacy with 3,993 students in Grades 3–5. On average, students used Imagine Language & Literacy for 33.5 hours and passed 53.3 lessons. Imagine Learning collected and analyzed 2021 and 2022 Oklahoma School Testing Program (OSTP), Renaissance Star 360 (Ren Star), and WIDA ACCESS reading assessment data from the district and separated students into groups based on levels of usage. Analyses examined how using Imagine Language & Literacy impacted students' reading achievement on these three assessments. At the request of the district, analyses were focused on how the use of Imagine Language & Literacy impacted students who initially scored below average on their 2021 OSTP, Ren Star, and WIDA ACCESS reading assessments.¹

RESULTS

Overall, students who scored below average on their 2021 OSTP ($n = 1,066$), Ren Star ($n = 1,511$), and WIDA ACCESS ($n = 158$) reading assessments saw more growth on these assessments as they spent more time in Imagine Language & Literacy (Figures 1, 2, and 3).² The results on the WIDA ACCESS reading assessment further indicates that Imagine Language & Literacy is a strong solution for English-language learners to gain reading proficiency as only those students take the WIDA ACCESS assessment. Overall, these results indicate that Imagine Language & Literacy serves as a solution for students who need the most support in getting to on-grade-level content, and usage of the product can help close the gap on reading achievement as measured by OSTP, Ren Star, and WIDA ACCESS.

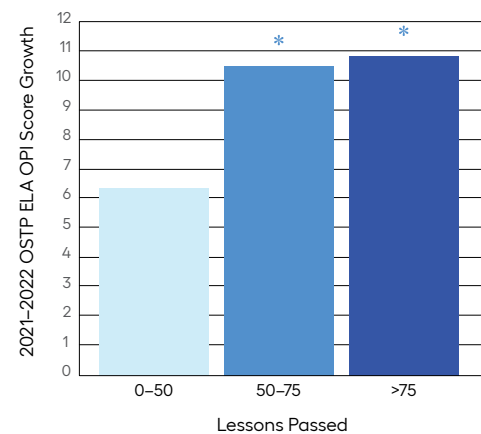
¹ Students were included in the sample if they scored below the average score in their grade level within the school district.

² Note that OSTP sample is limited to students who were in Grades 4 and 5 during the 2021–2022 school year; the OSTP is administered beginning in Grade 3, so students in Grade 3 in 2021–2022 do not have a 2021 OSTP score. The Ren Star sample includes students in Grades 3, 4, and 5. The WIDA ACCESS sample is limited to English-language learner students in Grades 3–5.

Oklahoma School District

Demographics (N = 3,993)	Percent
Female	49.3%
Hispanic	15.6%
Black/African American	5.7%
Asian	4.5%
American Indian/Alaskan Native	7.1%
Multiple	12.4%
Economic Disadvantage	37.6%
IEP	16.1%
English Language Learner	11.8%

Figure 1. Association between lessons passed in Imagine Language & Literacy and OSTP ELA OPI score growth.



Note: Asterisks denote statistically significant difference compared to lowest usage group. * $p < .05$

Figure 2. Association between lessons passed in Imagine Language & Literacy and Ren Star scaled score growth.

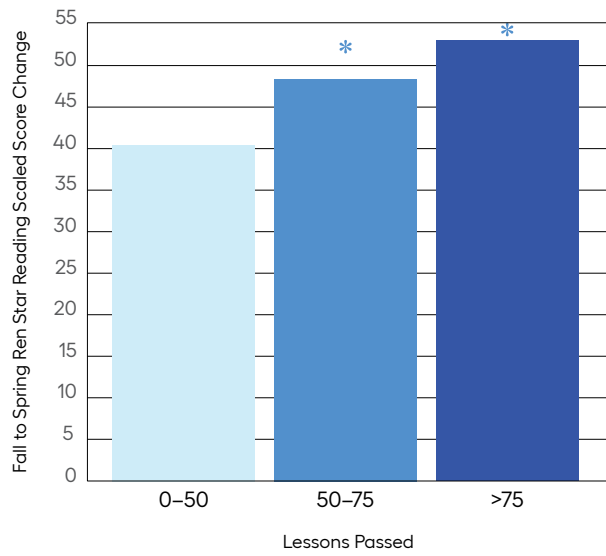
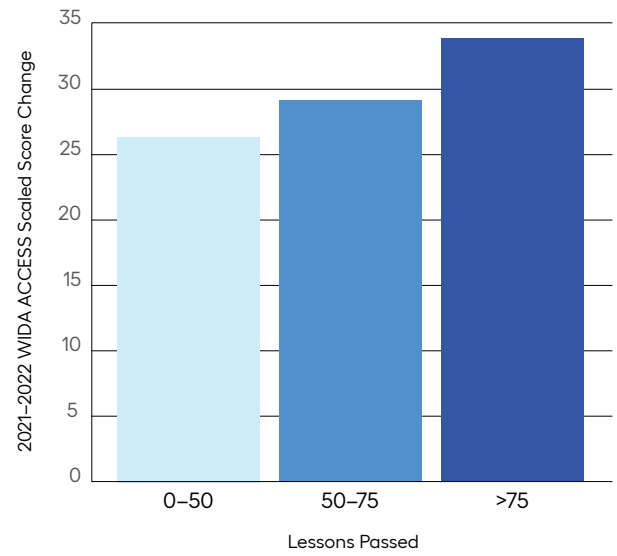


Figure 3. Association between lessons passed in Imagine Language & Literacy and WIDA ACCESS growth.



Note: Asterisks denote statistically significant difference compared to lowest usage group. * $p < .05$